



## VIBRONET™

---

### APPLICATIONS

Germination tables.

### SPECIFICATIONS

- Bridgeless micro emitter with vibrating action.
- Micro-emitter, 2 different flow rates: 40, 50 l/h.  
Nominal flow rates at 3.0 bar pressure.
- Recommended working pressure: 3.0 bar.
- Recommended filtration : 130 micron / 120 mesh.  
Filtration method is to be selected based on the kind and concentration of the dirt particles existing in the water. Wherever sand exceeding 2 ppm exists in the water, a Hydrocyclone is to be installed before the main filter. When sand/ silt/ clay solids exceed 100 ppm, pre treatment will be applied according to Netafim™ expert team's instructions.
- Inlet connector: press fit.

### FEATURES AND BENEFITS

- Excellent uniformity distribution on a full coverage irrigation system.
- Operation of this emitter is based on vibration, water passage through the nozzle causes needle vibration which in turn breaks up the water jet into uniform droplets that are evenly spread.
- Constantly self-cleaning, the vibrating system does not allow for build up of mineral deposits in the nozzle.
- Micro-emitter made of plastic materials resistant to all agrochemicals & weather conditions.
- Strongly recommended to connect the Vibronet™ to the distribution pipe with a SSPE (super soft PE) micro-tube, a purpose-designed weight and AD valve (anti-drain) to prevent distribution pipe drainage.

## VIBRONET™ TECHNICAL DATA

MODEL	FLOW RATE (L/H)*	NOZZLE CODE COLOR	PIN CODE COLOR	NOZZLE WATER PASSAGES AREA (MM²)	RECOMMENDED WORKING PRESSURE (BAR)	CONSTANT K	EXPONENT X	WETTED DIAMETER 150 CM ABOVE GROUND* (M)
040	40.0	Blue	Gray	0.60	3.0	8.6	0.45	4.0
050	47.0	Green	Gray	0.71	3.0	9.5	0.47	4.0

\* at 3.0 bar working pressure

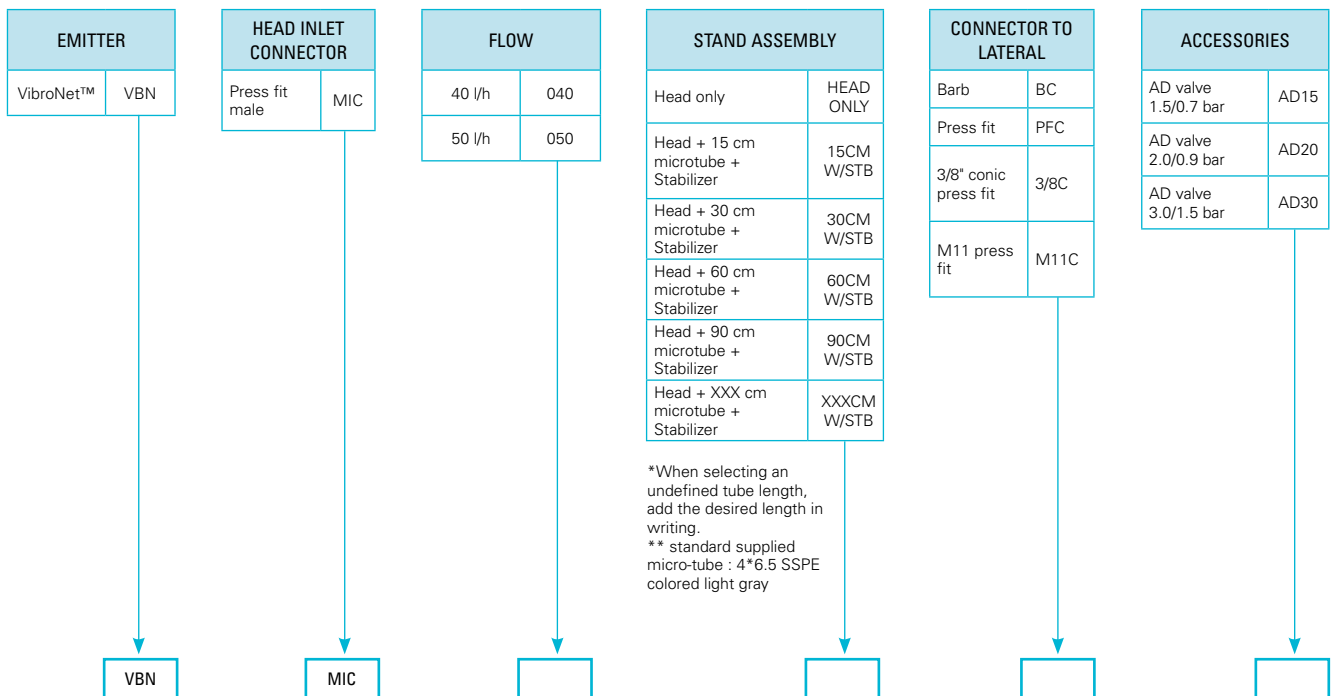
## PACKAGING DATA

VIBRONET™	QUANTITY P/BOX UNITS	BOX SIZE (CM X CM X CM)	BOX WEIGHT (KG)	BOXES P/PALLET	TOTAL UNITS P/PALLET	PALLET WEIGHT (KG)
Head only	3200	28 x 28 x 57	19.2	32	102400	614
Complete stand, 15 cm tube w/stabilizer and AD valve	250	28 x 28 x 57	15.1	32	8000	484
Complete stand, 30 cm tube w/stabilizer and AD valve	200	28 x 28 x 57	15.0	32	6400	480
Complete stand, 60 cm tube w/stabilizer and AD valve	150	18 x 34 x 79	11.5	20	3000	230
Complete stand, 90 cm tube w/stabilizer and AD valve	200	28 x 27 x 113	15.0	16	3200	240

## VIBRONET™

Flowchart to determine the desired product definition

How to use: To determine the desired product definition select one of every set of options displayed on the chart.

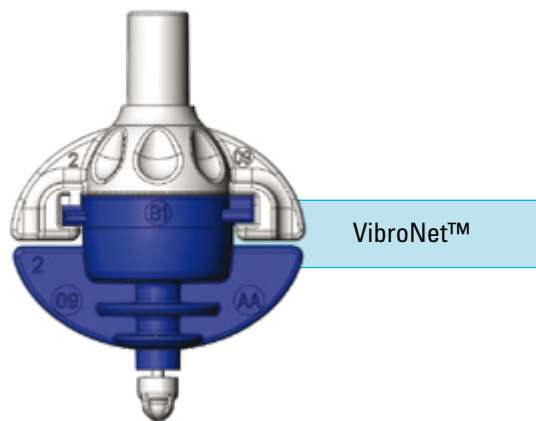


### VIBRONET™

Head only

Catalog number : **64300** - (any of below 6 digits)

MODEL	1 UNIT	25 UNIT/BAG
040	001000	001010
050	005000	005010



### VIBRONET™

Head + AD valve 20

Catalog number : **64300** - (any of below 6 digits)

MODEL	1 UNIT	25 UNIT/BAG
040	001070	001080
050		005110

### VIBRONET™ ASSEMBLY STANDS

VibroNet™ , UD stand, Flow YYY , micro-tube length XXX , stabilizer, barb connector to lateral pipe , AD valve 20

Catalog number : **64300** - (any of below 6 digits)

MODEL	15 CM	30 CM	60 CM	90 CM
040	001600	002400	003400	003700
050			005120	

VibroNet™ , UD stand, Flow YYY , micro-tube length XXX , stabilizer , press-fit connector to lateral pipe , AD valve 20

Catalog number : **64300** - (any of below 6 digits)

MODEL	15 CM	30 CM	60 CM	90 CM
040	001700	002500	003500	
050				

VibroNet™ , UD stand, Flow YYY , micro-tube length XXX , stabilizer , barb connector to lateral pipe , AD valve 15

Catalog number : **64300** - (any of below 6 digits)

MODEL	15 CM	30 CM	60 CM	90 CM
040	001200	002000	003000	
050				

VibroNet™ , UD stand, Flow YYY , micro-tube length XXX , stabilizer , press-fit connector to lateral pipe , AD valve 15

Catalog number : **64300** - (any of below 6 digits)

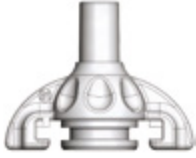
MODEL	15 CM	30 CM	60 CM	90 CM
040	001300	002100	003100	
050				


Missing catalog numbers available upon request.


Background color defines the code color of the respective pin. All assembly stands include 4\*6.5 mm gray SSPE micro-tube.

Other stand combinations can be ordered based on the attached flowchart which can help determine the desired product requirement.

## VIBRONET™ COMPONENTS

<p>VIBRONET™ BODY</p>	
<p>Catalog Number: 64320-003000</p>	

<p>VIBRONET™ "O" RING</p>	
<p>Catalog Number: 63520-005700</p>	

<p>VIBRONET™ NOZZLE MECHANISM</p>	
<p>040 Blue + Gray pin</p>	<p>64320-004300</p>
<p>050 Green + Gray pin</p>	<p>64320-004400</p>