



MEGANET™ 24D

24 DEGREES ROTATING IMPACT SPRINKLER

APPLICATIONS

For vegetables and open field crops, open field nurseries, crops germination, frost mitigation, cooling fruit orchards and roof dust cleaning.

BENEFITS AND FEATURES

Ensures high and uniform yield

- The MegaNet™ has symmetric structure that allows the water split to two equal water jets, that contribute to a balanced sprinkler, providing very high water distribution uniformity.

Increased germination percentage

- Thanks to the gentle water jet, and relatively small drops near the ground, the MegaNet™ does not groove the soil along the whole irrigation event (including startup and shut off), which prevents from the seed to be exposed out of the soil.

Reduced maintenance cost

- The MegaNet™ has a popup mechanism and it opened only during irrigation, this mechanism protects the nozzle and protect the sprinkler's moving parts, by preventing insects and dirt particles to get inside the sprinkler.
- Each MegaNet™ sprinkler has an integral filter that ensures clean water inside the nozzle. In addition, this filter can be easily cleaned if needed.
- Extended product life achieved by superior raw material composition resistant the chemicals, fertilizers, and sun exposure.

SPECIFICATIONS

- 7 different nominal flow rates: 200, 250, 350, 450, 550, 650, 750 l/h.
Nominal flow rates at 2.3 bar pressure.
- Recommended working pressure: 2.0 to 3.0 bar (at the sprinkler head).
- Recommended filtration: 400 micron / 40 mesh.
Filtration method is to be selected based on the kind and concentration of the dirt particles existing in the water. Wherever sand exceeding 2 ppm exists in the water, a Hydrocyclone is to be installed before the main filter.
When sand/ silt/ clay solids exceed 100 ppm, pre treatment will be applied according to Netafim™ expert team's instructions.
- Can be installed on solid sets or in removable field stands.
- Made of UV-protected materials, durable to all climate conditions and nutrients injected in agricultural applications.
- Water trajectory: 24 degrees
- Inlet connector:
 - 1/2" Threaded inlet connector
 - 20 MM ISO inlet connector (to be glued to PVC)
 - 1/2" ASTM inlet connector (to be glued to PVC)
- Code colored locking pins and caps for easy identification.
- 2 balanced water jets.
- Individual filter in each sprinkler.
- MegaNet™ sprinklers meet ISO 8026 standards (SI 1406) with production certified by the Israel Standards Institute (SII).

PERFORMANCE TABLE

NOZZLE SIZE (MM)	CODE COLOR	WORKING PRESSURE (BAR)	FLOW RATE (L/H)	WETTED DIAMETER* (M)	PRECIPITATION (MM/H)							
					SPACING (M X M)							
					7 X 8	8 X 8	8 X 10	9 X 9	10 X 10	10 X 11	10 X 12	
1.85	Yellow	2.5	210	11.0	3.6	3.3						
		3.0	230	11.0	3.8	3.6						
2.06	Purple	2.5	258	12.0	4.4	4.0						
		3.0	283	12.0	4.8	4.4						
2.44	Green	2.5	362	14.0	5.9	5.6	4.5	4.4	3.6			
		3.0	396	14.0	6.5	6.2	5.0	4.9	4.0			
2.79	Blue	2.5	461	17.0	8.1	7.2	5.8	5.7	4.6	4.2	3.9	
		3.0	505	17.0	8.7	7.9	6.3	6.2	5.0	4.6	4.2	
3.08	Brown	2.5	553	18.0	10.0	8.6	6.9	7.2	5.5	5.0	4.6	
		3.0	605	18.0	10.1	9.5	7.6	7.5	6.1	5.5	5.1	
3.37	Orange	2.5	678	18.0	11.5	10.6	8.5	8.4	6.8	6.2	5.7	
		3.0	743	18.0	12.3	11.6	9.3	9.2	7.4	6.8	6.2	
3.68	Red	2.5	785	18.0	13.4	12.3	9.8	9.7	7.9	7.1	6.6	
		3.0	860	19.0	15.0	13.4	10.7	10.6	8.6	7.8	7.2	

* at least 0.5 mm/h

**Performance table prepared under laboratory conditions, sprinkler head 1.0 meter above ground


CU = or > than 92% CU = or > 88% and < 92% CU = or > 86% and < 88% CU < 86%

PACKAGING DATA

MEGANET™	QUANTITY P/BOX UNITS	BOX SIZE (CM X CM X CM)	BOX WEIGHT (KG)	BOXES P/PALLET	TOTAL UNITS P/PALLET	PALLET WEIGHT (KG)
Head only	200	18 x 34 x 79	11.0	20	4000	232


MEGANET™ 24D Head only

Catalog number : **63600** - (any of below 6 digits)

MODEL	CATALOG NUMBER	SPRINKLER ILLUSTRATION
200	001700	
250	001750	
350	001000	
450	002000	
550	003000	
650	004000	
750	004500	

MEGANET™ 24D Head only


Catalog number : **63600** - (any of below 6 digits)

MODEL	CATALOG NUMBER	SPRINKLER ILLUSTRATION
200	001720	
250		
350	001900	
450	002010	
550	003010	
650	004010	
750	004510	

Missing catalog numbers available upon request


MEGANET™ 24D Components

Catalog number : **63620** - (any of below 6 digits)

MODEL	CATALOG NUMBER	SPRINKLER ILLUSTRATION
200	008100	
250	008150	
350	008200	
450	008300	
550	008400	
650	008500	
750	008600	


MEGANET™ 24D Components

Catalog number : **63620** - (any of below 6 digits)



MODEL	CATALOG NUMBER	SPRINKLER ILLUSTRATION
200	009700	
250	009750	
350	009800	
450	009900	
550	010000	
650	010100	
750	010200	

MEGANET™ 24D COMPONENTS







MEGANET™ 1/2" THREADED INLET BODY 63620-004200		MEGANET™ FILTER 63620-004400		MEGANET™ TURBINE MGN TURBINE A1 BLACK TURBINE 50/BAG 50 units/bag 63620-002010	CONNECTOR ILLUSTRATIONS 
MEGANET™ SERVICE KEY 63620-004500		MEGANET™ ROAD GUARD 63620-007000		MGN TURBINE B GREY TURBINE 50/BAG 50 units/bag 63620-002110	

MEGANET™ COLORED CAP	SAP DESCRIPTION	CATALOG NUMBER		MEGANET™ LOCKING PIN TURBINE MGN LOCKING PIN BLACK A 50/BAG	
200	MGN CAP YELLOW 200 50/BAG	63620-004860		50 units/bag 63620-001510	
250	MGN CAP PURPLE 250 50/BAG	63620-004910			
350	MGN CAP GREEN 350 50/BAG	63620-005010			
450	MGN CAP BLUE 450 50/BAG	63620-005110			
550	MGN CAP BROWN 550 50/BAG	63620-005210			
650	MGN CAP ORANGE 650 50/BAG	63620-005310			
750	MGN CAP RED 750 50/BAG	63620-005410			

COMPLEMENTARY PRODUCTS

PRODUCT DESCRIPTION	CATALOG NUMBER	CONNECTOR ILLUSTRATIONS
SOCKET 1/2" F TH - 1/2" F TH	65080-004500	
SPR ADAP 1" AND 3/4" F TH TO 1/2" F TH	60101-000501	

SPRINKLER STANDS

MEGA-RISER 1/2" 0.4 M LENGTH 1/2" MTH - 1/2" FTH 64520-002490		MEGA-SUPPORTING ARM 64520-002485		MEGA-BASE 64520-002480	
IMP SPR STAND 9*12 120CM W/OSTK F&S PE 64520-004900		IMP SPR STAND 9*12 120CM W/OSTK F&S FLX 64520-004910		FORK STAND 1.0 M COMPLETE FOR PE 60101-000400	
				FORK STAND 0.5 M COMPLETE FOR PE 60101-000401	

For additional information on sprinkler stands and assembly instructions please review MegaNet™ user manual

